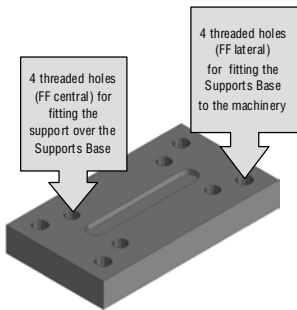


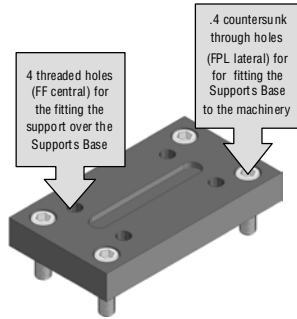


art.BD LXR SUPPORTS BASES FOR ROTARY NUT SUPPORTS 20/60

The Supports Bases (in nitrided steel Fe) can be added to the **Rotary nut** series Supports to vary the distance between the ground plane and the centre axis of the nut/TR screw. If correctly fitted with the tabs, the fitting bolts and the “Lock” washers supplied, they become a single body with the previously mentioned Rotary supports (**LXR, DXA, DXR/A, DXR/B**). **If required it is possible to overlap two or more Supports Bases/spacers** using adequate fitting bolts and inserting all the tabs in their proper seats in order to obtain the maximum stability whilst multiplying the height “C” of the spacer..



Supports Base **art.BD LXR...FF** series with threaded holes.
Normally used for mobile Supports.

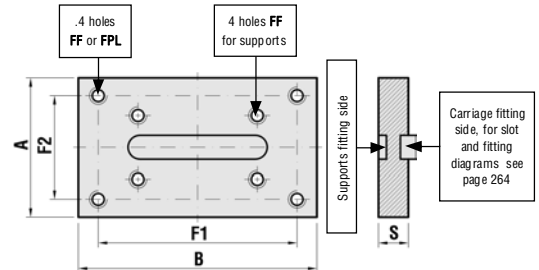


Supports Base **art.BD LXR..FPL** series with countersunk through holes.
Normally used for fixed Supports



Supports Base BD LXR

Used on Rotary nut Groups in supports LXR, DXA, DXR/A and DXR/B. (photo on side of LXR/PS). The same base is also used in the Excellent Groups.



MODELS	CODE FF		FF threaded holes	CODE FPL		FPL Hex cap screw seats	Supports Base dimensions for art.FPL and art.FF						
	with threaded holes	ARTICLE FF with threaded holes		with countersunk through holes	ARTICLE FPL with countersunk through holes on sides		A	B	S	F1	F2	FF	WEIGHT Kg
mod. 20	30CSAB002022	BD LXR 2022 FF	M8	30CSAB012022	BD LXR 2022 FPL	M8x25	70	120	15	100	50	M8	0,940
mod. 25	30CSAB00242526	BD LXR 242526 FF	M10	30CSAB01242526	BD LXR 242526 FPL	M10x30	80	145	20	115	50	M10	1,720
mod. 30	30CSAB00283032	BD LXR 283032 FF	M10	30CSAB01283032	BD LXR 283032 FPL	M10x30	80	150	20	120	50	M10	1,780
mod. 35 36	30CSAB003536	BD LXR 3536 FF	M10	30CSAB013536	BD LXR 3536 FPL	M10x30	100	160	20	130	70	M10	2,400
mod. 40	30CSAB0040	BD LXR 40 FF	M12	30CSAB0140	BD LXR 40 FPL	M12x35	100	180	25	145	65	M12	3,340
mod. 45	30CSAB004546	BD LXR 4546 FF	M12	30CSAB014546	BD LXR 4546 FPL	M12x35	120	185	25	150	85	M12	4,170
mod. 50	30CSAB0050	BD LXR 50 FF	M12	30CSAB0150	BD LXR 50 FPL	M12x35	120	190	25	155	85	M12	4,280
mod. 55 60	30CSAB005560	BD LXR 5560 FF	M14	30CSAB015560	BD LXR 5560 FPL	M14x45	150	220	30	180	110	M14	7,500